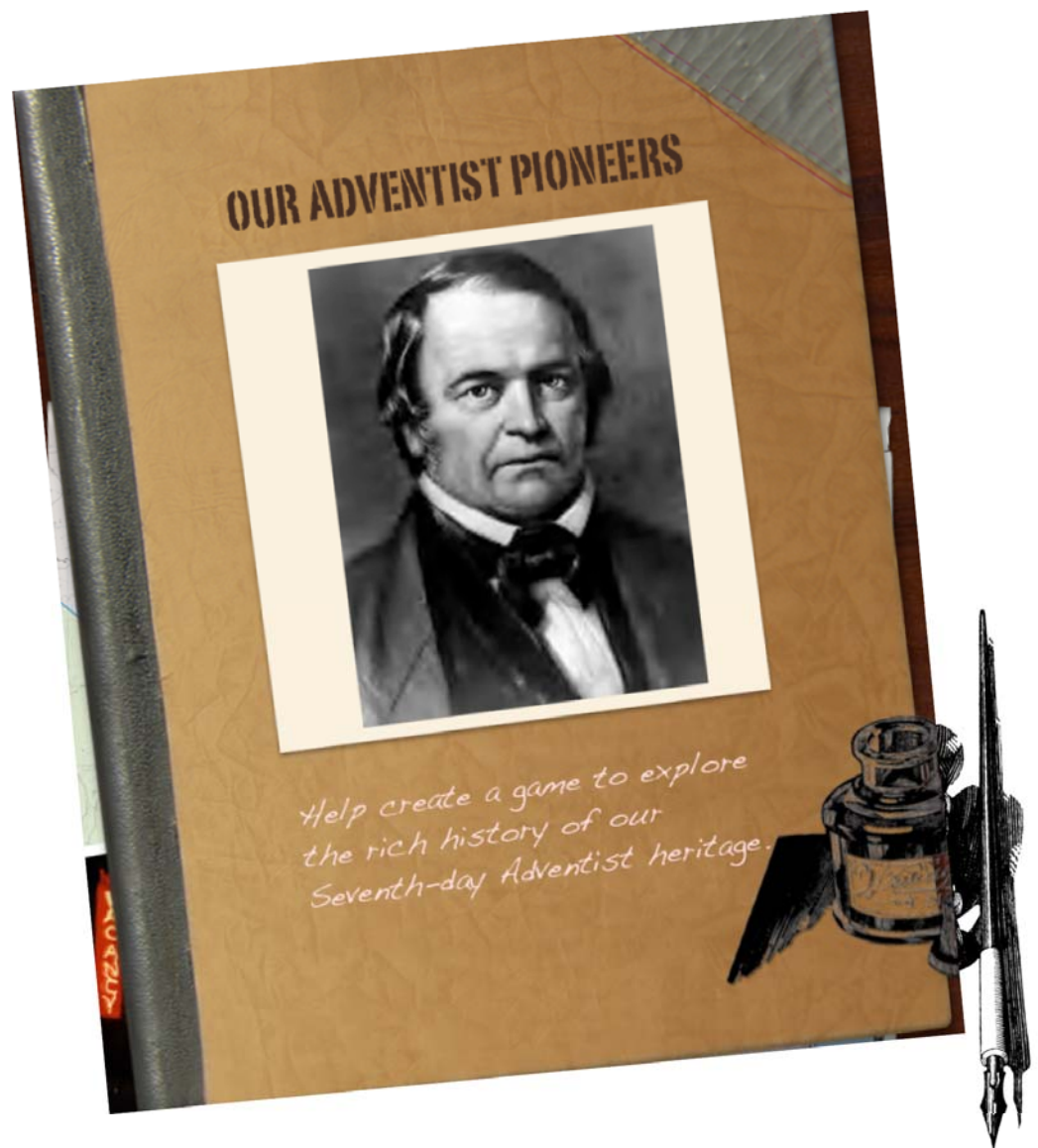


*Our Adventist Heritage*  
*Projects*  
*&*  
*Activities*





# *Campmeeting Diorama*

## **Materials Needed**

- ☐ 1 large box (36" wide)
- ☐ contact paper
- ☐ paints, brushes, sponge pieces
- ☐ lightweight cardboard or construction paper
- ☐ glue (both white and stick)
- ☐ scissors
- ☐ colored pencils/markers/crayons
- ☐ shoe box top
- ☐ cardboard tube (at least 15" long)
- ☐ 6 pipe cleaners or wooden dowels
- ☐ yarn or thick string
- ☐ push pins



## **Procedures**

### **For the People**

1. Copy two or more of each grouping of people on benches.
2. Color the bench figures in different colors. The colors will change the character of each grouping.
3. Glue the colored figures to cardboard/construction paper.
4. Cut around the dark outline.
5. Fold the tabs on the dotted lines. (Note: An extra tab is provided for figures that need a longer tab-support to stand.)

### **Diorama**

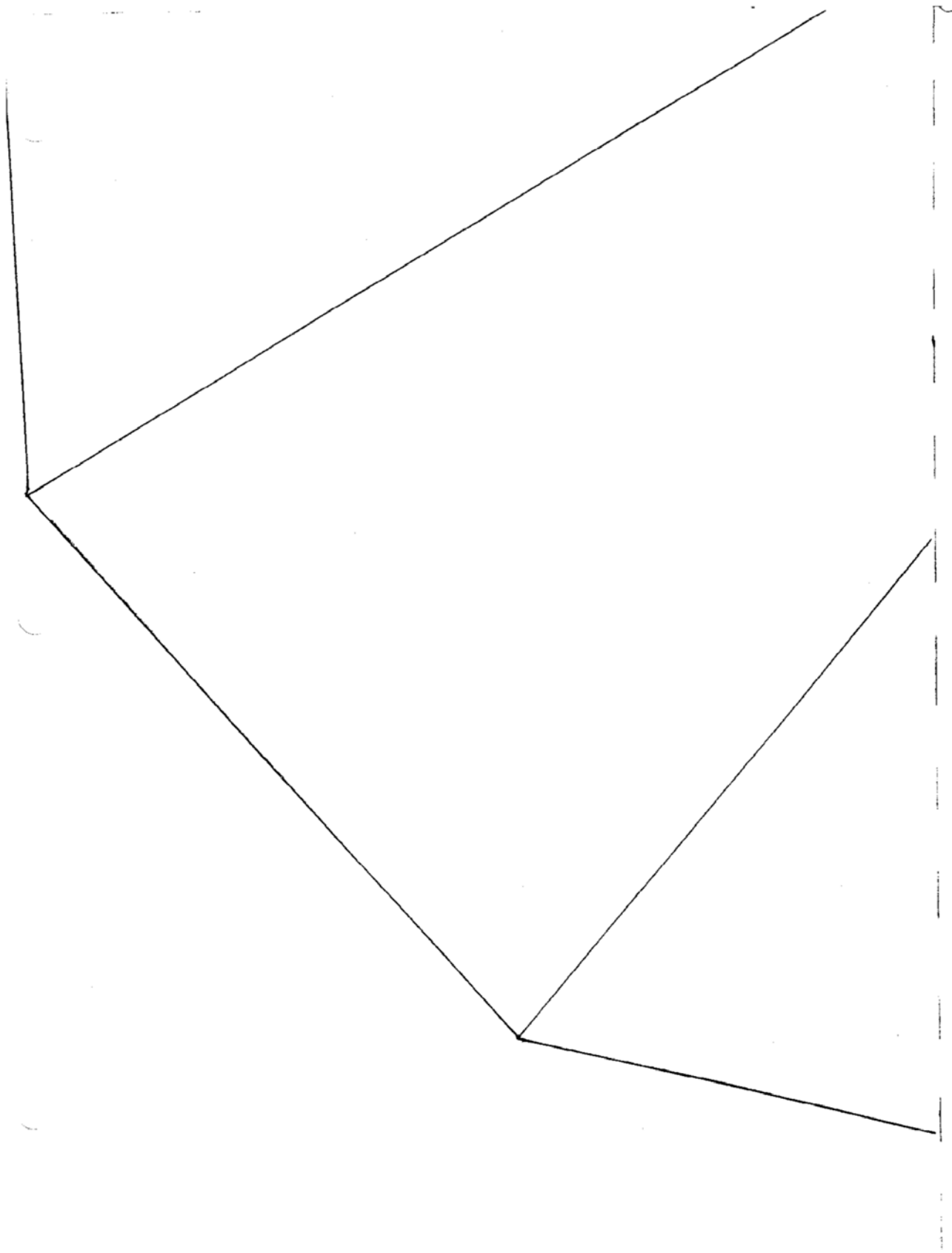
1. Place the box on its side with the front facing you.
2. Cut the front flaps and top side off the box.
3. Cut the sides of the box diagonally.
4. Cover the outer sides of the box with contact paper or paint the box green
5. Paint the inside of the box as a scene.
  - a. Suggestion: Use pale blue for the sky, white for the clouds, light and medium greens for the distant land and scenery. Paint tree trunks and branches in the foreground. Paint leaves by dabbing green with the sponge over the branches.

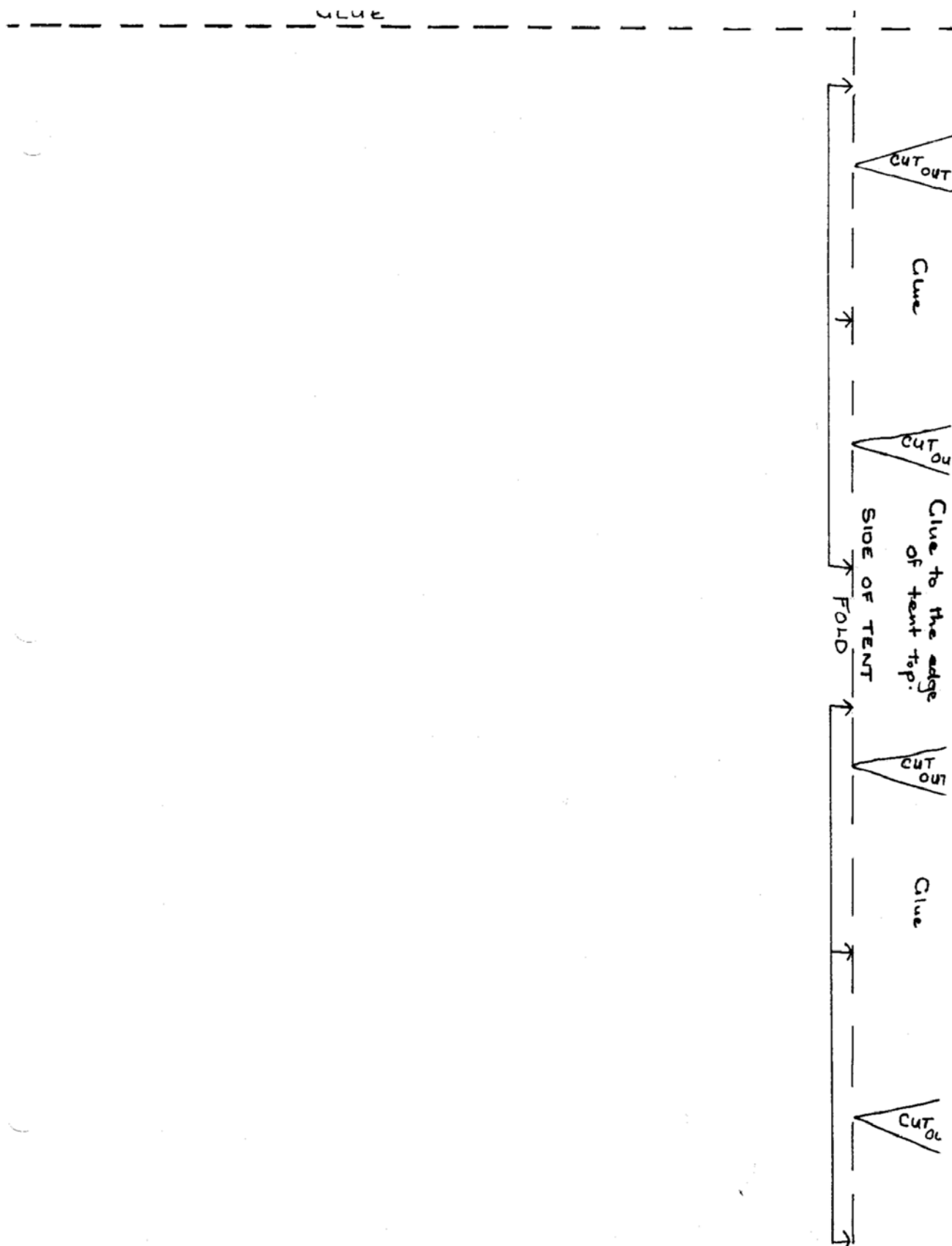


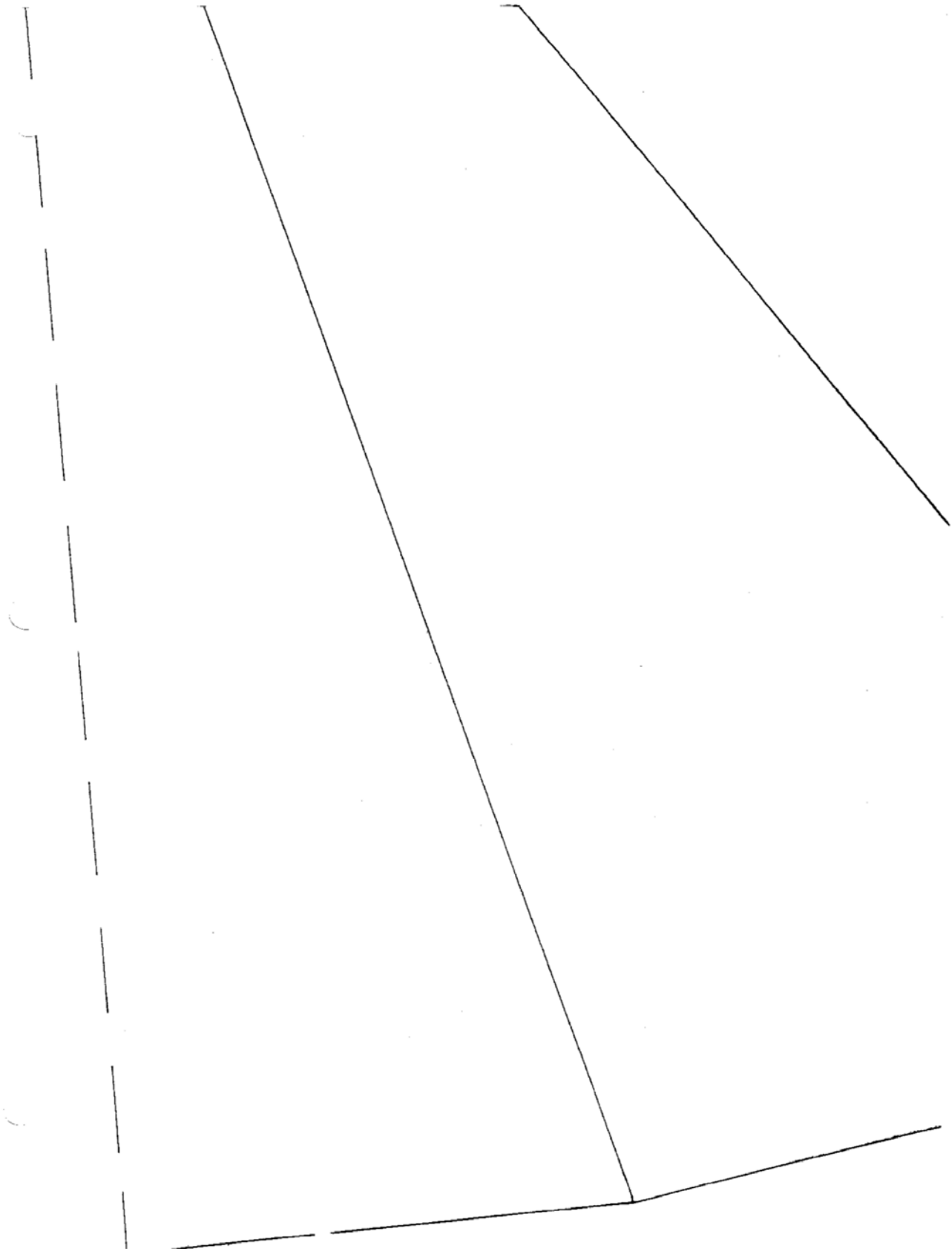
### **Tent Scene Assembly**

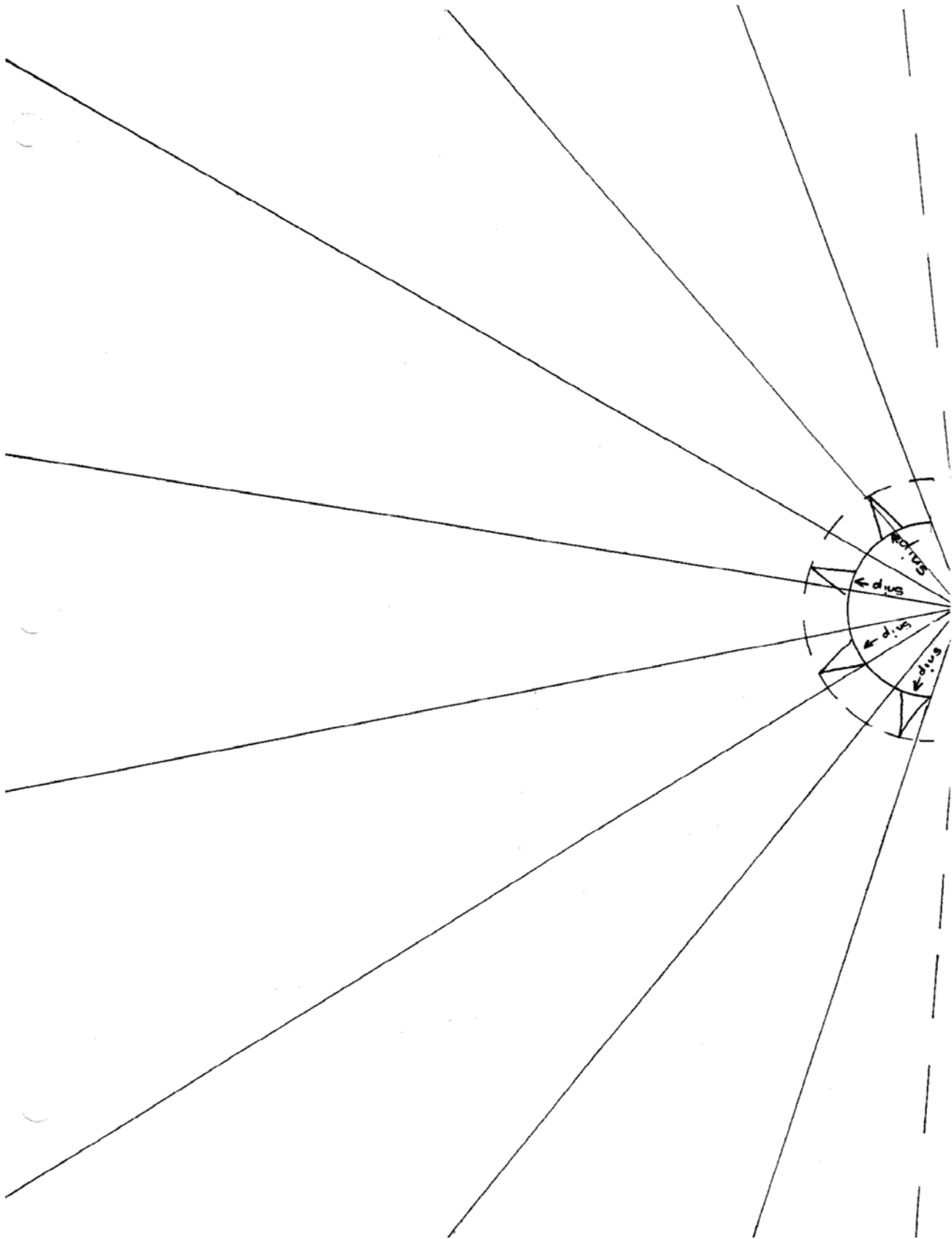
1. Roll the tube of cardboard to fit the hole in the tent top. Staple each end of the tube. The tube should be at least 15 inches long.
2. Glue the tube to the hole in the tent top.
3. Glue the folded edge of the tent top to the back of the box. Use white glue and allow the tent to dry.
4. Support the opening of the tent with pipe cleaners. Make small holes on each scored line at the front edge of the tent with a sharp point. Push the top end of the pipe cleaner/dowel through. Be careful that the tent top does not rip.
5. Tie yarn/string around the top of the pipe cleaner. Gently position the yarn/string at a diagonal outside of the tent. Secure the end to the base of the box with a push pin.
6. Paint the shoe box top in brown.
7. Place the top in the back of the tent and position the platform people on it.
8. Place the congregation people in the main part of the tent. Leave an aisle down the center.

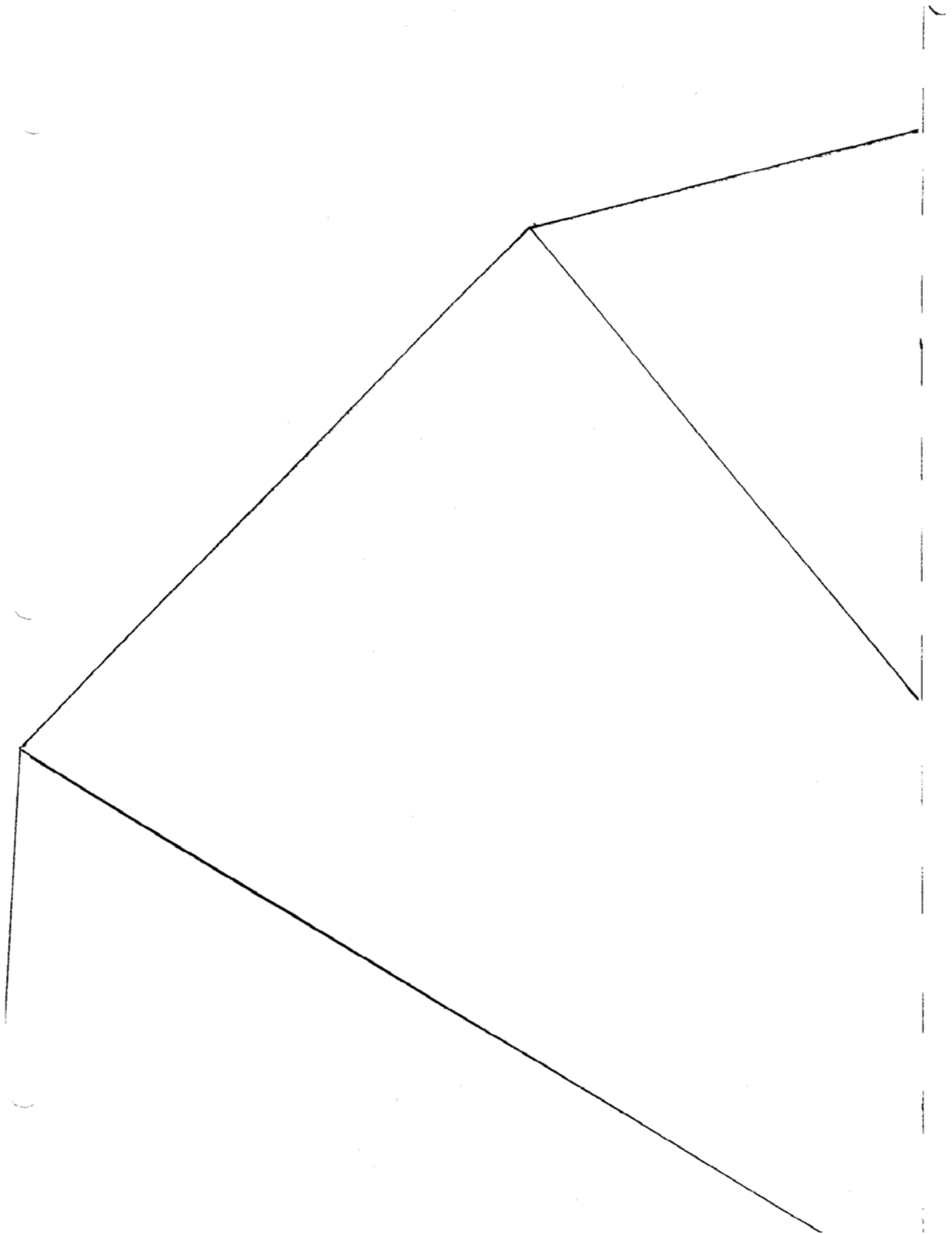







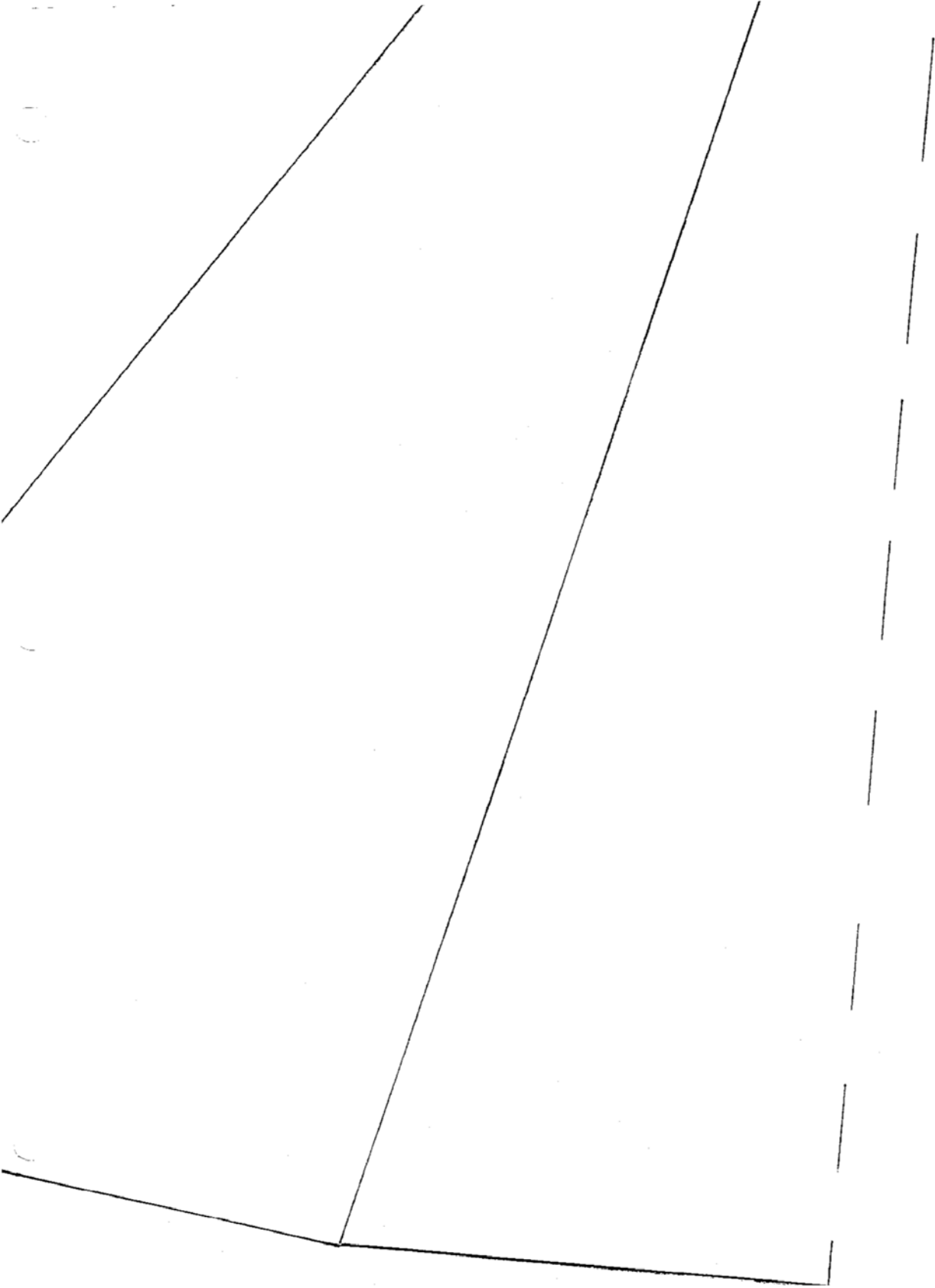











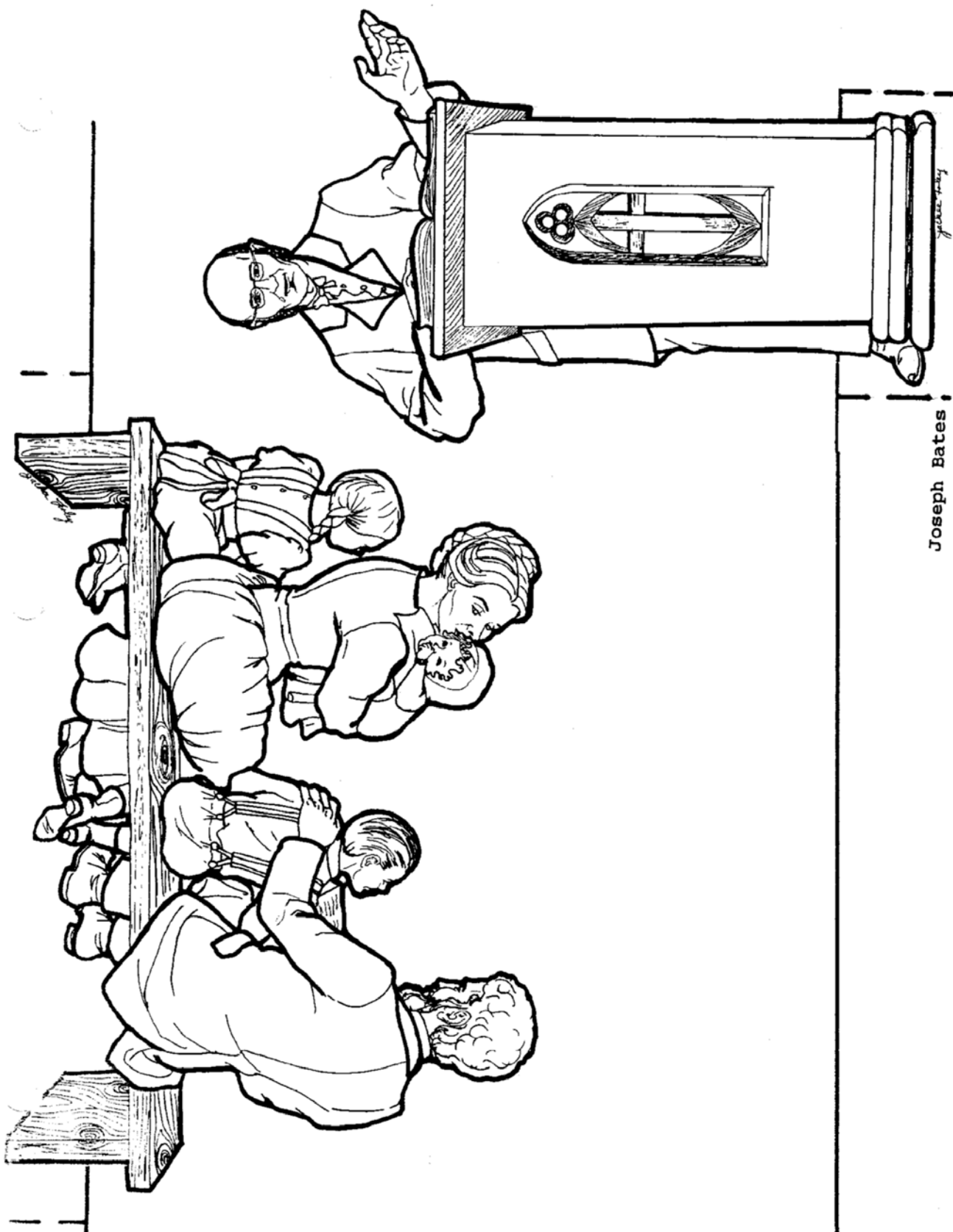





J.N. Loughborough

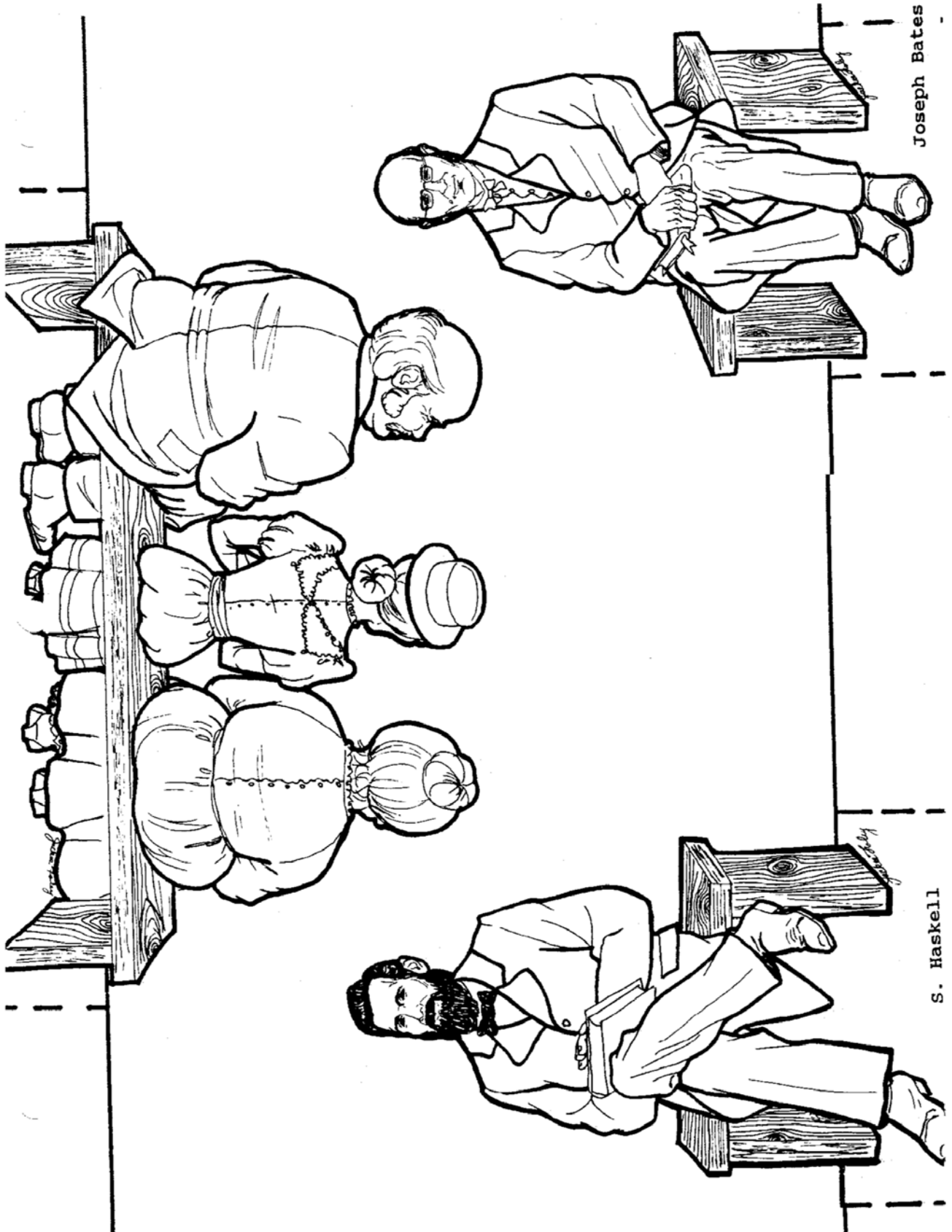
Ellen White

James White



Joseph Bates





Joseph Bates

S. Haskell





## *Timeline Activities*

- |                         |   |
|-------------------------|---|
| 1780-Dark Day           | Create a picture of the dark day. Draw a scene on construction paper and color it. Cover the picture with black tissue paper. Glue down the edge of the tissue paper.   |
| 1831                    | Dramatize William Miller's first Sunday preaching about Christ's second coming.   |
| 1833 -<br>Falling Stars | Make a mobile of various star sizes and suspend it with invisible thread from the ceiling to the floor around the classroom. Use silver or white paper for your stars.  |
| 1838                    | Write an article for "The Midnight Cry." Make up a cover letter to Josiah Litch requesting your article's publication.  |
| 1842                    | Campmeeting Diorama - see directions  |
| 1844                    | Imagine you were present and waiting for Christ's coming on October 22, 1844. Write an account of your anticipation of the event, followed by your disappointment. What would you have done about your sorrow? Would you leave the Adventists or would you continue to pray and study? Explain why you would respond in a particular way to the Great Disappointment. |
| 1847                    | Design and make up an emblem/logo for the Third Angel's Message.  |
| 1849                    | Imagine you were asked to compile a new hymnal. Select the songs and hymns you would publish. Categorize them, choose a title, and write an explanation of why you chose these songs and hymns. Design a cover for your hymnal.   |
| 1853                    | Make a list of activities for the first day of school for the Buck's Bridge students.   |





# *A Historic Journey*


As you journey along the historical path our Seventh-day Adventist Church took, you will come across many important dates and memorable events. These dates and events are represented on signposts on the following pages. Create your own Historic Journey in a large illustrated timeline mural using the sign posts as focus points. The mural can be created as you study about the Adventist Pioneers -- or at the end of your study, as a culminating project.






















































1780

Dark Day  
May 19

1831

First Sunday in August  
William Miller began  
preaching about Christ's  
Second Coming.





1833

September 14 - William Miller's first pamphlet was published.

November 13 - Stars fell - Meteoric shower

1838

Josiah Litch, a Methodist minister in Lowell, MA, became a Millerite. He wrote and published a 48-page pamphlet, "The Midnight Cry."





1839

December - Joshua V. Himes  
of Boston, MA, joined William  
Miller and Josiah Litch.

1840

Joshua Himes published the Signs of  
the Times.

March - William Miller began lectures  
in Portland, ME. Ellen G. Harmon  
attended with her family.

October 15-16, First "General  
Conference of Second Advent  
Believers" in Boston, MA.



## 1842

Signs of the Times had 50,000 readers. Approximately 60,000 books and tracts were distributed. About 400 ministers were spreading the midnight cry. In late November, Joshua Himes began publishing the Midnight Cry in New York City. Twenty-four numbers were published. Each number was printed 10,000 times for circulation. Summertime activities were tent and campmeetings. They were held in East Canada, Vermont, New Hampshire, Maine, New York, Massachusetts, and New Jersey.

## 1845

T.M. Preble's article on the Sabbath was printed in the Hope of Israel in Portland, ME on February 28. His article was published in tract form in March. Joseph Bates read Preble's article and decided to keep the Sabbath. William Foy's visions and conversion were published by Pearson brothers of Portland, ME.



## 1844

The belief that Jesus would come on October 22, 1844 was spread as a result of the Second Advent Campmeeting in Exeter, NH. Rachel Oakes Preston, a Seventh Day Baptist from New York, introduced the Seventh-day Sabbath to the Adventists of Washington, NH.

## 1844

T.M. Preble accepted the Adventist belief and began writing. October came and went and the Adventists were disappointed.



1844

Hiram Edson held a season of prayer with some friends in his barn. He was on the way home after praying when he had a vision. Jesus the High Priest was entering the Most Holy Place, instead of leaving Heaven.

1844

Ellen Harmon received her first vision in December. The vision showed "Travels of the Advent people to the Holy City."



## 1846

- ☐ James White married Ellen Gould Harmon on August 30.
- ☐ A 2-page leaflet, "To the Remnant Scattered Abroad" was published.
- ☐ James and Ellen White accepted the 7<sup>th</sup> day as Sabbath.
- ☐ Joseph Bates wrote, "The Seventh-day Sabbath a Perpetual Sign."
- ☐ James White was influenced to worship on Sabbath because of this booklet.

## 1847

Adventists began calling their movement "The Third Angel's Message" in May.



## 1848

- April 20-21 the first general meeting of Sabbath keepers was held at Rocky Hill, CT.
- Mrs. White received the vision that directed the publishing work.
- A conference of Sabbath keepers was held at the Belden home in Rocky Hill, CT.

## 1849

- September 14 - J.N. Andrews stood up for the truth at a meeting in Paris, ME.
- November - *Second Advent Review and Sabbath Herald* was printed in Paris, ME.
- Denominational hymnbook was compiled and published by James White. The words to 53 hymns were printed without the tunes.



## 1851

Annie Smith accepted the truth. She was invited by James White to work at the Review in Saratoga Springs, NY.

## 1852

- ❑ The Review was renamed Advent Review and Sabbath Herald. It was published in Rochester, NY.
- ❑ August - First publication of Youth's Instructor.
- ❑ August 19 - Annie Smith wrote the hymn, "I Saw One Weary."



## 1853

- ☐ May 3 - Uriah Smith joined the Review and Herald staff.
- ☐ First home school of Seventh-day Adventists opened at Bucks Bridge, NY.
- ☐ Martha Byington Amadon - first teacher.

## 1855

July 26 - Annie Smith died.





1860

October 1 - The name  
"Seventh-day Adventist" was  
formally adopted for the  
denomination.

1861

The formal organization of  
Seventh-day Adventist  
churches began.



## 1863

- ☐ The General Conference was organized at a meeting in Battle Creek, MI.
- ☐ May 21 - John Byington was elected the first president of the General Conference.
- ☐ Uriah Smith patented his design of a moveable joint prosthesis.
- ☐ June 5 - Ellen White received a health vision. She learned that it was important to treat diseases with simple and natural medications.

## 1865

- ☐ December 25 - Ellen White received another health vision.
- ☐ She was given guidelines for developing the denomination's health care system.



## 1874

- ☐ September 15 - J. N. Andrews sailed from Boston to Switzerland.
- ☐ He was our first foreign missionary.

## 1875

Uriah Smith patented his design of a folding school desk.



1881

August - James White died at  
Battle Creek, MI.

1882

- ☐ April 19 - South Lancaster Academy  
in S. Lancaster, MA opened.
- ☐ Goodloe Bell became principal of  
South Lancaster Academy.



1883

October 21 - J. N. Andrews  
died at Basel, Switzerland.





# Searching for Pioneers

Name \_\_\_\_\_

Date \_\_\_\_\_

A J D J P W B T K X Y M G M A Z Q Y T G N R W K R  
 H A S K E L L L F Q F K Y Y E G O N D E W V X B R  
 T F K Q B E R U D U Q U V W E F Y C C R I M K M Y  
 V R V V A W J K D N V F E D E C W C F F D W R Z Y  
 K J U H X H C X A S W L I S C N C M A H N J G B O  
 R E Y T D E M K O L O G B A F V G D C T O W T X B  
 G P Q J H E B A W U L W T V P P K H D A S H L V R  
 F Q A R O L Y J G C C Z M K R C W E H E D I J X X  
 B B O C G E U H C G X Y I T X P U H L T E T W U E  
 O I B Q R R B S C L W M X U Q Z B L T L S E S C E  
 T F B Y N O T E U X S H V G K L N N S W O N I V V  
 E Z K Z R I T F E A G E A B N X I S K I S G D B Y  
 H T R O W S N R A F N W J X F I W W A T N G G O Q  
 I R U T A O C J S D I S S K S E K G O B X F W E T  
 I G V W S Z R F C P T J O E R U J T O T L A Y W K  
 H N K S E A W L U G S C M D B R E L L I M B H C Y  
 R C O S E D F M Z L A I N E L S P Y C P Q V R J B  
 E F Z T M T F F N A H A L A O O H M S M I T H E W  
 Z I T W G R A G I L E D E F Y N A I W E C H L U M  
 F F M E X N C B I H E W G W F Z U T W A X L A N C  
 V E M C J D I E N N P Y N N W Y M Y W F X D H F N  
 O H P M V Q K Y Q X W L Q V R Y W E P K V I D V R  
 S T B A C N H D B Q P E D S K X Q G S N Q G C N K  
 N P A A T X N V S E O I T W G D R E G N R D U T O  
 U D D K O F Y E C N U U B F E M N N L E F M S H K

ANDREWS  
 BATES  
 BELDEN  
 BELL  
 BYINGTON  
 COBB  
 EDSON  
 FARNSWORTH

FOY  
 HASKELL  
 HASTINGS  
 HIMES  
 KELLOGG  
 KING  
 LAY  
 LOUGHBOROUGH

MILLER  
 OAKS  
 SMITH  
 TRUTH  
 WHEELER  
 WHITE



# Searching for Pioneers

Name \_\_\_\_\_ Key \_\_\_\_\_

Date \_\_\_\_\_

```

+ + + + + + + + + + + + + + + Y + + + + + + +
H A S K E L L + + + + + + + + + O + + + + + + +
T + + + + + + + + + + + + + F + + + + + + +
+ R + + + W + + + + + + + + + + + + + + + + +
+ + U + + H + + + + + L + + + + + + + N + + + +
+ + + T + E + + + + O + + + + + + + + O W + + +
+ + + + H E + + + U + + + + + K + + + S H + + +
+ + + + + L + + G + + + + + + + E + + D I + + +
B B O C + E + H + + + + + + + + L + E T + + +
+ + + + + R B + + + + + + + + + + L + E + + +
+ + + + + O + + + + S + + G + + + + S + O + + + +
+ + + + R + + + + + G + + + N + + S K + + G + + +
H T R O W S N R A F N + + + + I W + A + + + G + +
+ + U + + + + + + + I + + + S E K + O + + + + +
+ G + + + + + + + T + + E R + + + + L A Y + +
H N + S + + + + + + S + M D B R E L L I M + + + +
+ + O + E + + + + + A I N E + + + + + + + B
+ + + T + T + + + + H A L + + + + S M I T H E +
+ + + + G + A + + + + D + + + + + + + L + +
+ + + + + N + B + + E + + + + + + + L + + +
+ + + + + + I + + N + + + + + + + + + + +
+ + + + + + Y + + + + + + + + + + + + +
+ + + + + + + B + + + + + + + + + + + +
+ + + + + + + + + + + + + + + + + +
+ + + + + + + + + + + + + + + + + +

```

ANDREWS  
BATES  
BELDEN  
BELL  
BYINGTON  
COBB  
EDSON  
FARNSWORTH

FOY  
HASKELL  
HASTINGS  
HIMES  
KELLOGG  
KING  
LAY  
LOUGHBOROUGH

MILLER  
OAKS  
SMITH  
TRUTH  
WHEELER  
WHITE



# *Historical Podcasts*

## Resources Needed

- Computer with microphone (either internal or external)
  - Mac - use GarageBand  
((<http://www.apple.com/ilife/tutorials/garageband/>),
  - PC - use Audacity (a free download at  
[www.audacity.sourceforge.net/](http://www.audacity.sourceforge.net/))



If you have not podcasted before, visit these links for "how-to" tutorials

- PC: <http://www.how-to-podcast-tutorial.com/00-podcast-tutorial-four-ps.htm>  
<http://ihistory.wordpress.com/podcasts/how-do-i-make-a-podcast/>
- Mac: <http://www.apple.com/ilife/tutorials/#garageband-podcast-51>

1. Choose a pioneer to podcast about.
2. Research to collect facts about your pioneer.
  - a. Who:
  - b. Life span:
  - c. Family
  - d. Important contributions:
    - i.
    - ii.
    - iii.
    - iv.
3. Write your script. It should be between 2-3 minutes.
4. Collect pictures to go with each main fact. (if using GarageBand)
5. Record your narration.
6. Add pictures for an enhanced podcast (using GarageBand)

Share your finished podcast with students in another class. See if your school has a way to post the podcasts to the school webpage.



# *ABCs of Adventist History*

## Directions:

Create an ABC Book of Adventist History.

1. Use the planning template to help organize your thoughts.
2. Think of a key term for each letter of the alphabet. For example: A = Annie Smith. Create a good topic sentence for each letter.
3. Write a paragraph to describe the key term.
4. Use the ABC template to help you set up your pages. A picture of the featured person/place should go in the top left corner box. The alphabet letter (capital and lower case) should go in the bottom right corner.
5. When you have finished, be sure to make a cover and back for your book.
6. Use a three-hole punch and yarn to bind your book together.



A  
Is for  
Annie Smith

Annie Smith was born in Wilton, New Hampshire in March, 1928. She was talented in painting, poetry, and writing. She was an early American Seventh-day Adventist hymnist, she was the sister of the early Adventist pioneer, Uriah Smith. She has ten hymns in the current Seventh-day Adventist Church Hymnal.

Aa




Letter	Word	Topic Sentence
A		
B		
C		
D		
E		
F		
G		
H		
I		
J		
K		
L		
M		
N		
O		
P		






Letter	Word	Topic Sentence
Q		
R		
S		
T		
U		
V		
W		
X		
Y		
Z		



is for

Handwriting practice lines consisting of multiple horizontal lines for writing practice.





# *Triorama Quad of Pioneers*

Choose four Adventist pioneers to showcase. Feature a different one in each triorama.

1. Fold the top left corner of a piece of  $8 \frac{1}{2} \times 14$  construction paper diagonally so the top edge of the paper is even with the right side of the paper.

2. Fold the top right corner diagonally so that it touches the lower point of the previous fold.

3. Fold the panel at the bottom to make a horizontal crease along the edge. Fold the bottom back.

4. Open the paper up and cut along the lower left diagonal crease to the center of the paper.

5. Pull point A over to point B so that the piece you cut is even with the lower right diagonal crease. Glue the base into place.

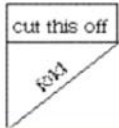


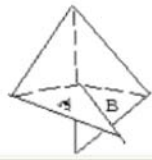
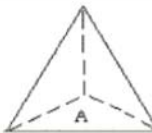
6. Make 3 more.

7. When four trioramas are finished, glue them together to form a pyramid. From underneath, tape the four lower panels so they form four corners. Now you have a Triorama Quad.

8. Design the inside scenes of the Triorama Quad using any available materials - construction paper, string, markers, crayons. . . Make the scene three dimensional.

9. Write a brief paragraph describing the scenes along the bottom flap.

## HOW TO MAKE A TRIORAMA

	1) Fold and cut
	2) Fold again
	3) Cut solid line
	4) Overlap A over B and glue or staple
	5) Finished Triorama



# Pioneer Mini-Book

Choose one of your favorite Adventist pioneers. Make a mini-book to highlight the contributions they made to the beginnings of our Seventh-day Adventist Church.

1. Fold the paper in its hot dog direction. Open it again.
2. Fold the paper in its hamburger direction. Leave it folded.
- 3a. Fold each side of the hamburger bun back toward the spine so that you end up with an accordion folded paper. (3b.) Bring those sides back out as a hamburger bun.
4. Cut the paper from the spine of the paper until you are half way through (stop at the fold from Step 3).
- 5a. Lay the paper down like a tent. Grab with forefingers on each side of the cut (5b.) and bring the two sides down and together. Then bring all flaps together to create the pages of your book.

