








Cross-Curricular Units in-a-Day

Strategies and Samples for creating cross-curricular units in a single day



Rondi Aastrup, unit coordinator
Samples created by teachers from Browning Elementary,
Greater Boston Academy, South Lancaster Academy
Southern New England Conference



Table of Contents

Table of Contents-----	2
Introduction to the Unit-----	3
Sample Schedule for a day of collaboration-----	4
Power point on Writing the Cross-Curricular Unit-----	5-21
Power point of "99 Shades of Gray," sample unit on Immigration for seniors-----	22-40
Word Document of "99 Shades of Gray"-----	41-45
Power point of "Adventist War Heroes," sample unit for sophomores-----	46-54
Word Document of "Adventist War Heroes"-----	55-58
Power point of "Improving Athletic Performance," a sample unit for academy-----	59-75
Word Document of "Improving Athletic Performance"-----	76-80
Power point of "Opening the West with Lewis and Clark," sample unit for grade 5---	81-93
Word Document of "Opening the West with Lewis and Clark"-----	94-97
Bonus material: Power point of "Writing Across the Curriculum-----	98-123
Bonus material: "Creative Writing Activities Across the Curriculum"-----	124-127



Cross-Curricular Units-in-a-Day

Unit Introduction

The genesis of this project came when Southern New England Conference academy principals were looking for an in-service activity that would be a practical, productive, and profitable use of their pre-school time. What evolved was both interesting and exciting for the planners and the participants. The actual project was spread out over two in-service days, but can easily be done in one concentrated 8-hour day if time is short.

Three groups from three different schools in the Southern New England (Browning Elementary, Greater Boston Academy, and South Lancaster Academy) met together initially for orientation and instruction, but quickly broke into the school groups that would eventually be working together to carry out the projects they were planning. At the end of the sessions, five cross-curricular units had been created, four for academy and one for grades 5-8.

What follows is the two-day schedule we followed collapsed into one (intensive) day in order to minimize planning time and maximize the energy that comes from collaborating within your school.

The sample lessons are presented here in power point and word so you can use them as presentations for a group of teachers or handouts for individual teachers.



Sample Schedule for an 8 hour day

- Planning Sessions A and B (2 hours total)
 - Introductory power point on rationale and definitions
 - Determine class groups—e.g.:
 - Language arts, social studies, languages
 - Science, math, technology, industrial arts
 - Others TBD, depending on school
 - Determine a theme/topic within each group
 - Scope
 - Depth
 - Length
 - Determine the Components—e.g.:
 - Pre-Unit activities
 - Class work (Unit Introduction)
 - Homework (reading, personal research)
 - Group work (organize for project)
 - Field trip (primary research)
 - Collaboration (research project)
 - Evaluation (presentation)
 - Determine the Sequence
 - Create a time-line for the unit

- Researching Session C (2 hours)
 - Field Trip possibilities and details
 - Resources available (for teachers as well as students)

- Planning Session D (1-2 hours)
 - Revise Scope & Sequence of Unit
 - Create class and homework assignments
 - Create resource page (for students)
 - Design Unit Syllabus

- Revision Session E (1 hour)
 - Revise and Edit Unit
 - Create brief summary for rest of teachers

- Presentation Session F (1 hour)
 - *Brief* reports for rest of teachers