

Vamos a la Escuela



Vamos a la Escuela

Vocabulario

[LISTEN TO THE VOCABULARY](#)

Inglés	Español	Pronunciación
the school	la escuela	lah ehs-cooeh-lah
the roof	el tejado	ehl teh-hah-doh
first floor	el primer piso	ehl pree-mehr pee-soh
second floor	el segundo piso	ehl seh-gooh-doh pee-soh
the basement	el sótano	ehl soh-tah-noh
playground	el patio de recreo	ehl pah-tyoh deh re-creeh-oh
the office	la oficina	lah oh-fee-cee-nah
the gym	el gimnasio	ehl geem-nah-syoh
the bathrooms	los baños	lohs bah-nyohs
the stairs	las escaleras	lahs ehs-kah-leh-rah
the library	la biblioteca	lah bee-blyoh-teh-kah
the cafeteria	la cafeteria	lah kah-feh-teh-reeah
the classroom	el salón de clase	ehl sah-lohn deh klah-se
the door	la puerta	lah pooehr-ta
the window	la ventana	lah behn-tah-nah
the wall	la pared	lah pah-rehd
the clock	el reloj	ehl reh-loh
the bulletin board	el tablón de anuncios	ehl tah-blohn deh anoon-cy-ohs
the file cabinet	el archivo	ehl ahr-chee-boh
the light	la luz	lah loos
the globe	el globo	ehl gloh-boh
the wastebasket	la papelera	lah pah-peh-leh-rah
the bookcase	el estante	ehl ehs-tahn-teh
the (teacher's) desk	el escritorio	ehl ehs-cree-toh-rioh
the (student's desk)	el pupitre	ehl poo-pee-treh
the chair	la silla	lah see-yah
the teacher	el/ la profesor/ a	ehl/lah proh-feh-soh-r/ah
the principal	el director/ la directora	ehl/ dee-rehk-tor/ah
the nurse	la enfermera	lah ehn-fer-meh-rah
the counselor	el consejero	ehl kohn-seh-heh-roh
the janitor	el conserje	ehl kohn-sehr-heh



Vamos a la Escuela

Frases y expresiones

(phrases and expressions)

[LISTEN TO THE VOCABULARY](#)

Inglés	Español	Pronunciación
Where do you go?	¿A dónde vas?	ah dohn-deh bahs
I go to school.	Voy a la escuela.	boy ah la ehs-kooeh-lah
What are you going to do?	¿Qué vas a hacer?	Keh bahs ah ah-sehr
I'm going to ..	Voy a (estudiar)	boy ah.....
Where does ---- go?	¿A dónde va?	ah dohn-deh bah
He or she goes to...	Va a (la biblioteca...)	bah ah
What is she going to do?	¿Qué va a hacer?	keh bah ah ah-seher
He/ She is going to ...	Va a	bah ah
Do you like school?	¿Te gusta la escuela?	teh goos-tah lah ehs-kooeh-lah
Yes, I like it.	Sí, me gusta.	see meh goos-tah
Yes, I like it a lot.	Sí, me gusta mucho.	See meh goos-tah moo-choh
No, I don't like it.	No, no me gusta	noh, noh meh goos-tah
What's this?	¿Qué es esto?	keh ehs ehs-toh
Who is this?	¿Quién es?	kee-ehn ehs
Who works at the school?	¿Quién trabaja en la escuela?	kee-ehn trah-bah-hah ehn lah ehs-kooeh-lah
At the school	En la escuela trabaja (el/ la maestra)	ehn lah ehs-kooeh-lah trah-bah-hah (ehl/ lah) ...
I need to go to.	Necesito ir a ...	neh-seh-see-toh eer ah
What's in the classroom?	¿Qué hay en el salón de clase?	keh ahee ehn ehl sah-lohn deh klah-seh
What's in the school?	¿Qué hay en la escuela?	Keh ahee ehn lah ehs-kooeh-lah
There's a/ an There are	Hay (un/ una, unos, unas)	ahee (oon, oonah, oonohs, oonahs)



Note to the teacher:

Review the verb- Ir (to go) voy - I go
vas- you go
va- he/ she goes
vamos- we go
van- they go

(sing verb song in "A dónde vamos")

You can ask questions such as:

¿A dónde vas/ va? Voy a ../ va a...
¿Qué vas/ va ... a hacer? Voy a ../ va a...

The indefinite articles "a", "an" are: un (oon), una (oo-nah), unas (oo-nahs) and unos (oo-nohs)

The definite article the is: el (ehl), la (lah), los (lohs), las (lahs)

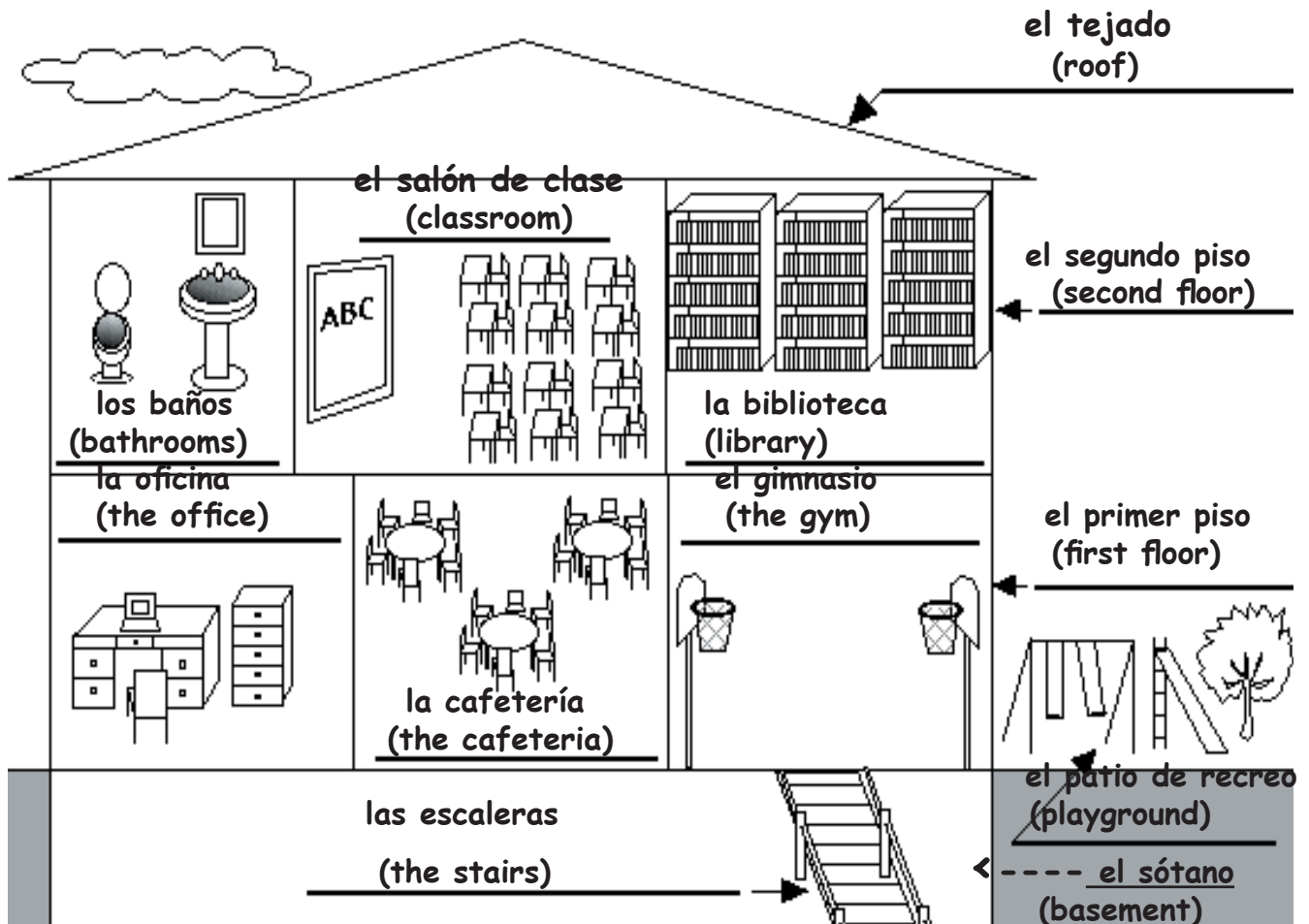
As a rule nouns that end in "a" take: la, las una, unas- depending on whether they are singular or plural- (plural will end in -s like English)

Nouns that end in "o" /or "e" take: el, los, un, unos- depending on whether they are singular or plural- (plural will end in -s like English)

However, as you will notice there are some exceptions. For these it is best to learn the definite article that goes in front of the noun.



La Escuela



Introductory Activities

Introduce the vocabulary using flashcards of places you go and things we do. If using photocopies, make enough copies and distribute a set to each student. Here are several activities you can do.

1. Show each flash card. Say the name of the item and have students hold flash card and repeat after you.
Say: "**Repitan, por favor- ... la papelera**". "**Muy bien, clase**"
(Reh-pee-tahn pohr fah-vohr. lah pah-peh-leh-rah mooee bee-ehn klah-seh)
(Repeat, please- the wastbasket) (Very well, class)
2. (For younger children) Show each flash card or object, say the name and pass it from student to student. Each one holds it while repeating the word.
3. Sing songs. If possible illustrate them. Give each student a set of cards and have them show them as they sing.
5. After introducing the places in the school, you can proceed to connect with things we do there by asking "¿Qué vas a hacer en ...?", if they have already learned the things they do in these places such jugar, estudiar, leer...

Teacher: "¿Qué vas a hacer (en la biblioteca, en el patio de recreo...)"

(What are you going to do (at the library)?)

Students: "Voy a (leer, estudiar, jugar...)"

(I'm going to (read, study))

Teacher: Muy bien.

(Very well.)

6. Teach students to say where they need to go.
The phrase is "Necesito ir a" (neh-seh-see-toh eer ah)
(I need to go)

Student: Maestra, necesito ir al baño.

Teacher: Muy bien, _____ puedes ir. (pooeh-dehs eer) (You may go.)

7. Have students hold flash cards of places in the school.
Choose a few at a time and ask the class:

Teacher: ¿A dónde va _____? (Where does _____ go?)

Students: Va a (a la biblioteca, la cafeteria...) He or she goes to?



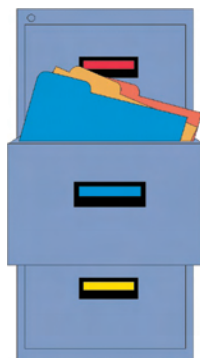
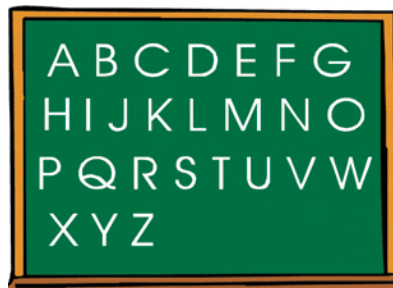
Developing & Culminating Activities

Activities	Directions	Material Needed
Handwriting Practice	Use handwriting practice to reinforce the new vocabulary. Have students copy the words in their best handwriting. Or copy the vocabulary on handwriting paper and skip every other line	handwriting paper
Vocabulary Cards	Copy and cut vocabulary cards so each child has a set. Pronounce and have students recite the Spanish words on the flashcards.	scissors, cards
Vocabulary Cards as an activity sheet	Cut Spanish vocabulary cards and glue along the top to the corresponding English translation so it looks like a window when you flip it up.	scissors, glue
"Spanish Bee"	Play like spelling bee. Students say in Spanish the word the teacher says in English.	small flash cards
Drawing challenge	The person who is drawing in each team reads the first flashcard and draws a picture of the named item while team members try to guess. The person who guesses first draws the next picture.	board, chalk or markers
Label the classroom	Divide students in two groups each. Each group writes the assigned words on cards and tapes them to the corresponding objects.	Vocabulary list, cards, markers
Find it game	Divide students into two or more teams. Each team is asked to find and point to an object that the teacher names. The first team to do so earns a point.	Vocabulary list
Quizmo	Use the enclosed table to play Quizmo with your students. Have them create their own playing card by labeling each box with words from the vocabulary list.	Photocopy quizmo game sheets
Guess What? Game	Teacher thinks of an object and gives students clues (such as: <i>es grande, es verde</i>) Students guess the object in Spanish.	
Bulletin Board Idea	Label it "En el Salón de Clase." Put pictures of items in the classroom and label them. Students could also draw them and label them as well.	pictures of classroom items
Bulletin Board Idea	Label it " Las personas en nuestra escuela." Put real pictures of your school staff and label each picture with their job underneath.	pictures of staff members




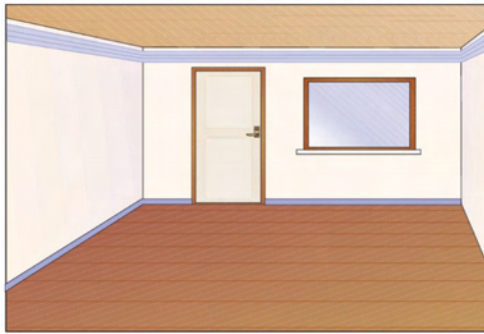
En la escuela

Vocabulario






En la escuela

Vocabulario



En la escuela

Vocabulario



Las personas en la escuela

Vocabulario



En la escuela Vocabulario

el escritorio	la papelera
el piso	la luz
la ventana	el estante
el libro	la silla

En la escuela Vocabulario

la escuela	la pizarra
el tablón de anuncios	el reloj
el archivo	la bandera
el globo	el pupitre

En la escuela Vocabulario

los baños	la cafetería
el gimnasio	los baños
la oficina	el patio de recreo
la escalera	



Las personas en la escuela

Vocabulario

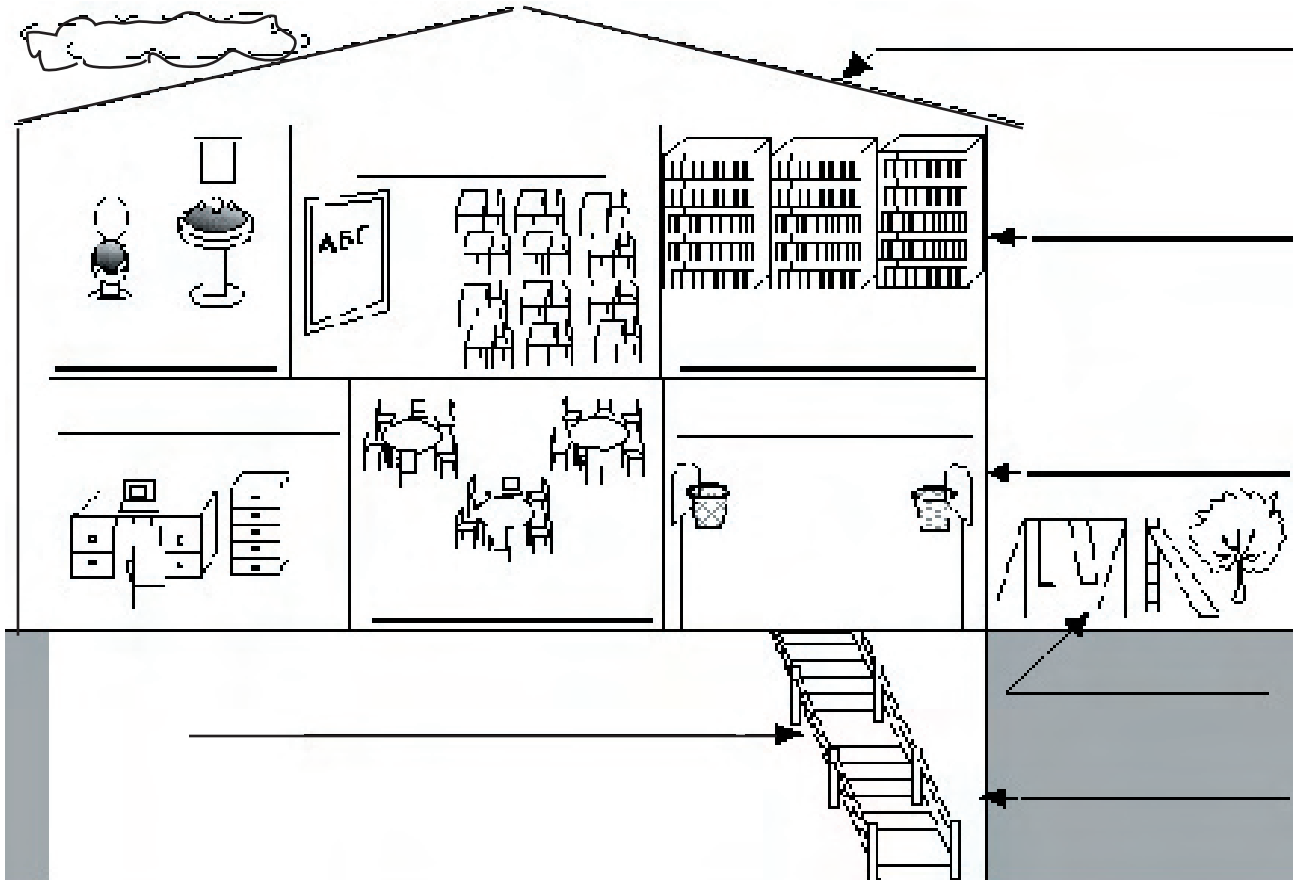
la maestra	el director
la enfermera	el consejero
el conserje	el chofer de autobus



Nombre _____

La Escuela

Label the school. Use the word bank below.



los baños la biblioteca la cafetería las escaleras	el gimnasio la oficina el patio de recreo el primer piso	el salón de clase el segundo piso el sótano
---	---	---

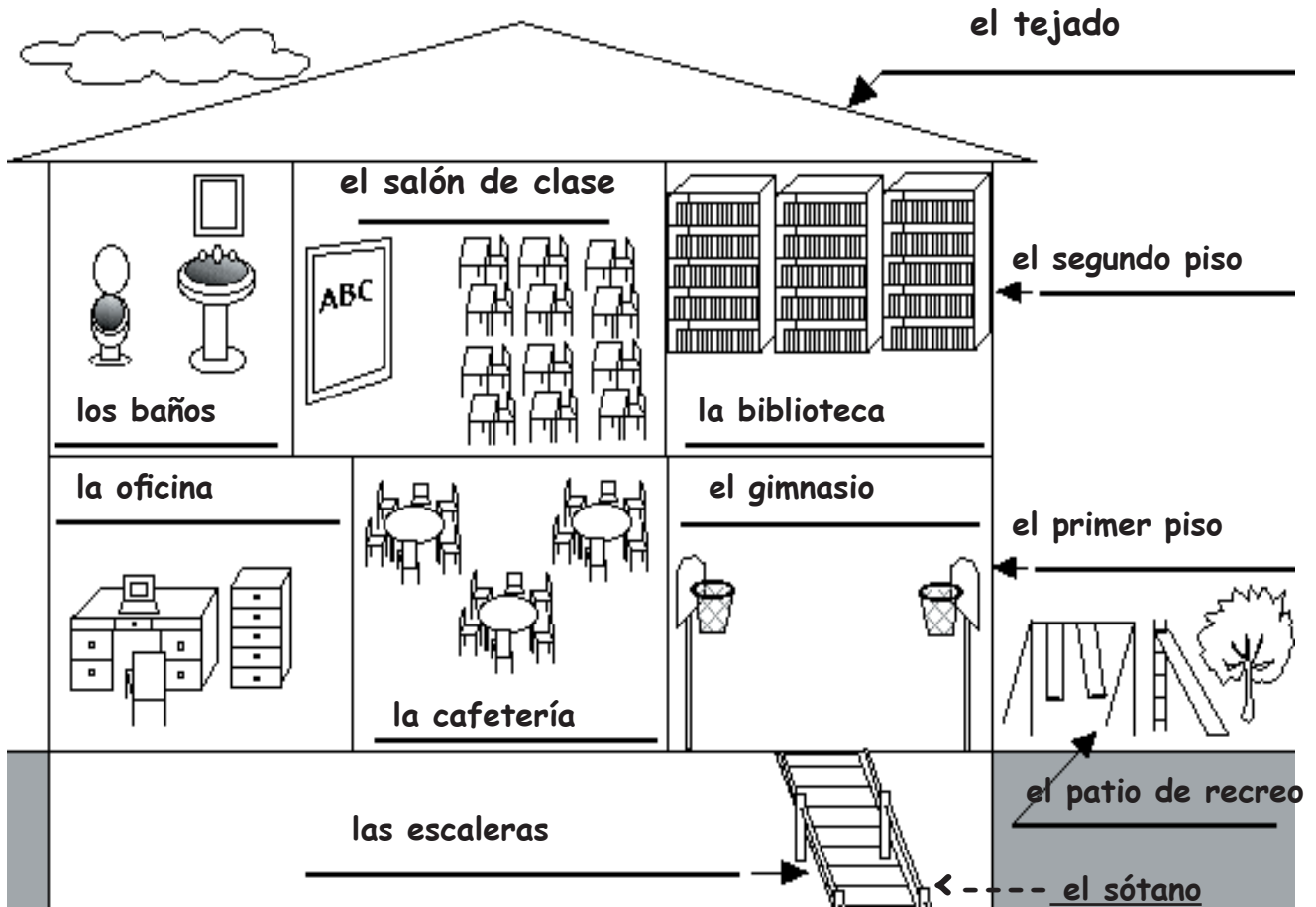
Quizmo Cards



ANSWER KEY

La Escuela

Label the school. Use the word bank below.



los baños la biblioteca la cafetería las escaleras	el gimnasio la oficina el patio de recreo el primer piso	el salón de clase el segundo piso el sótano el tejado
---	---	--