


Vamos al Zoológico



Los Animales del Zológico

(zoo animals)
Vocabulario

LISTEN TO THE VOCABULARY

| Inglés | Español | Pronunciation |
|-----------------------------------|--------------------------------------|---|
| the zoo | el zológico | ehl soh-loh-hee-koh |
| the squirrel | la ardilla | lah ahr-dee-yah |
| the camel | el camello | ehl kah-meh-yoh |
| the zebra | la cebra | lah seh-brah |
| the snake | la culebra | lah koo-leh-brah |
| the elephant | el elefante | ehl eh-leh-fahn-teh |
| the flamingo | el flamenco | ehl flah-mehn-koh |
| the giraffe | la girafa | lah hee-rah-fah |
| the gorilla | el gorila | ehl goh-ree-lah |
| the hippopotamus | el hipopotamo | ehl ee-poh-poh-tah-moh |
| the lion | el leon | ehl leh-ohn |
| the leopard | el leopardo | ehl leh-oh-pahr-doh |
| the monkey | el mono | ehl moh-noh |
| the bear | el oso | ehl oh-soh |
| the renosaurus | el renosaurio | ehl reh-noh-sah-oo-ree-oh |
| the tiger | el tigre | ehl tee-greh |
| the turtle | la tortuga | lah tohr-too-gah |
| the deer | el venado | ehl veh-nah-doh |
| the zoo keeper | el / la guardian de zologico | goo-ahr-dee-ahn deh soh-loh-hee-koh |
| What animal is it? | ¿Qué animal es? | Keh ah-nee-mahl ehs? |
| What color is the _____ _____? | ¿De qué color es el (o) la _____? | Deh keh coh-lor ehs ehl (or) lah _____ |
| Show me the _____ _____. | Muestrenme el / la _____ _____. | Moo-ehs-trehn-meh ehl / lah _____. |



Zoo Song

Vamos al Zoológico
(Sing to the tune of "Old McDonald")

LISTEN TO THE SONG

Vamos al zoológico
A, E, I, O, U
Vamos a ver los osos.

A, E, I, O, U.
Animales por aquí, animales por allí.
Animales por do quier.
A, E, I, O, U

Vamos al zoológico
A, E, I, O, U
Vamos a ver las girafas.

A, E, I, O, U.
Animales por aquí, animales por allí.
Animales por do quier.
A, E, I, O, U

Vamos al zoológico
A, E, I, O, U
Vamos a ver los leones.

A, E, I, O, U.
Animales por aquí, animales por allí.
Animales por do quier.
A, E, I, O, U



| | | | |
|-----------------------|----------------------|----------------------|---------------------|
| Other animals: | los elefantes | los flamencos | las cebras |
| | los gorillas | los tigres | los gorillas |
| | los camellos | los leopardos | |

Zoo Song

translation

We are going to the zoo
(Sing to the tune of "Old McDonald")

We are going to the zoo
A, E, I, O, U
We are going to see the bears.

A, E, I, O, U.
Animals around here, animals around there
Animals everywhere.
A, E, I, O, U.

Use flash cards to show names
animals. After children become
comfortable with the song you
can substitute the words for the
pictures.



Los Animales del Zoológico

la ardilla

el camello

la cebra

la culebra

el elefante

el flamenco

la girafa

el gorila

el hipopótamo

el león

el leopardo

el mono

el oso

el panda

el tigre

la tortuga

el rinoceronte

el venado

el lobo

la llama








el zorro


el caimán






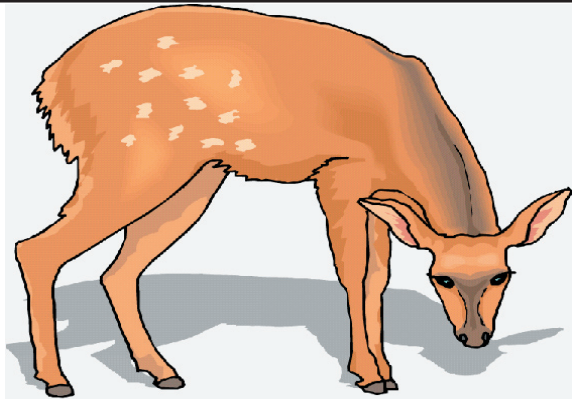

**el
zoológico**

**el guardian
de zoológico**

Flash Cards







Zoo Animals

**the
squirrel**

the camel

the zebra

the snake

**the
elephant**

**the
flamenco**

**the
giraffe**

the gorilla

**the
hippopotamus**

the lion

**the
leopard**

**the
monkey**

the bear

**the
panda**

the tiger

**the
turtle**

**the
rhinoceros**

the deer

the wolf

the llama

the fox

**the
alligator**

**the
zoo**

**zoo
keeper**

Introductory Activities

Introduce the vocabulary using flashcards or stuffed animals. If using photocopies, make enough copies and distribute a set to each student. Here are several activities you can do.

1. Show each flash card. Say the name of the picture and have students hold flash card and repeat after you.
Say: **"Repitan, por favor- ... el tigre" "Muy bien, clase"**
(Reh-pee-tahn pohr fah-vohr. ehl tee-greh mooee bee-ehn klah-seh)
(Repeat, please- the tiger) (Very well, class)
2. (For younger children) If you're using stuffed animals. Show each animal and say the name and pass it from student to student. Each holds it while repeating the word. (For older grades) Use word flash cards. Read each word and have students repeat after you.
3. Name each animal and have students put their thumbs up if they like it or put their thumbs down if they don't.
4. Sing songs. If possible illustrate them. Give each student a set of cards or animals and have them show the animal as they sing.
5. After introducing the names of animals you can proceed to connect with previous knowledge by asking for the color and size, if they have already learned the names of colors.

Teacher: **"¿De qué color es ...(el tigre)?" What color is the tiger?**

Students: **"Es ...(amarillo)." It's yellow.**

Teacher: **¿Es grande o pequeño?**

Student: **Es grande.**

Give a choice between two animals.

Teacher: **"Clase, es un leopardo o un camello."**

Students: **"Es un camello."**



Putting it Together

(Sample conversation directed to an individual)

Teacher: Hola, _____ (clase).

Student: Hola, _____.

Teacher: ¿Qué animal es este? (Show picture of animal)

Student: Es un / una _____.

Teacher: ¿Es grande o pequeño/ a? (Review big /small)

Student: Es grande o pequeño /a.

Teacher: ¿De qué color es ? (Review colors)

Student: Es _____.

Teacher: ¿Dónde vive este animal?

Student: Vive en el zoológico.

Teacher: Muy bien, _____ (clase)

English translation:

Teacher: Hello, _____ (or class). (Student's name or class)

Student: Hola, _____.

Teacher: What animal is this?

Student: It's a _____.

Teacher: Is it big or small?

Student: It's (big or small)

Teacher: What color is it?

Student: It's _____.

Teacher: Where does the animal live?

Student: It lives at the zoo.

Teacher: Very well, _____ (class)



Developing Activities

| Activities | Directions | Material Needed |
|--|---|---|
| Singing Songs | Write down the words of the song on a large piece of paper. | large piece of paper, markers |
| Vocabulary Cards | Copy and cut vocabulary cards so each child has a set. | scissors cards |
| Vocabulary Cards -as an activity sheet | Cut vocabulary cards and glue along the top to the corresponding English translation so it looks like a window when you flip it up. | scissors glue |
| QUIZMO Game | Photocopy the quizmo card onto color paper. Laminate it if possible. Play like regular quizmo- using Spanish when calling the names of the animals. | Quizmo cards and markers |
| "Tres en Raya" | Cut out vocabulary cards. Have students arrange them in three rows of three. Call out the name of the animal and have students turn the card over. When they have three in a row turned over, they call "Tres." | vocabulary cards |
| Who's Zoo? | Have each child bring a stuffed animal from home. Designate a corner of your room for Who's Zoo. Have each child display their stuffed animal in that corner. Have each child introduce their animal using first the English name and then what type of animal it is using the vocabulary learned. Example: "Hola, This is Fluffy. Es (un or una) cebra," | Stuffed animals from home |
| Animal Puppets | Give each child a lunch size paper bag, construction paper and a variety of different color scrap paper. Using the paper, let the children create a paper bag puppet. Each should know the animal's name in Spanish. When the puppets are complete, let the children put on a puppet show with their Spanish animal. | lunch size paper bag scrap paper markers crayons scissors |
| Bulletin Board | Create the scene of a zoo and label all the animals with their Spanish names. Label it "Los Animales del zoológico". | |

More games and activities...

Juego de Concentración- (Concentration)

Materials: Flash cards (pictures and matching words or English/Spanish flashcards).
Played in groups of two.

Place all of the picture cards and word cards down. Players take turns turning two cards up to see if they can get a match (picture card and its corresponding word card). If the player does not get a match, then he/ she returns the two cards to their original positions facing down. The player with the most matches wins the game.

Ve a Pescar (Go Fish)

Materials: Same cards from Concentration game
Usually played in groups of two.

Give seven cards to each player. Place the remaining cards in a pile. The players place their cards up and take turns asking for a match to the cards they have in hand (using the Spanish vocabulary). Example: "¿Tienes un tigre? (Do you have a tiger?) If their opponent doesn't have the card, he says "Ve a pescar" (Go fish) and the student then picks from the remaining pile of cards.

Animal Dominoes

Materials: Copies of Animal dominoes

Cut cards vertically in sets of two and play like dominoes. Be sure to teach the words first so that the students will be able to match the words and the pictures.

Piensa Rápido (Think Fast)

Materials: Paper, pencil, timer

Using an egg timer give the students 15-30 seconds (or more) to write as many words as they can remember from their vocabulary. The one with the most correct words wins the game.




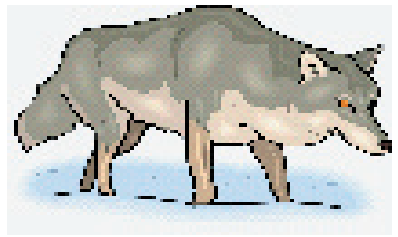

Veo (I see)

Materials: Flash cards from vocabulary




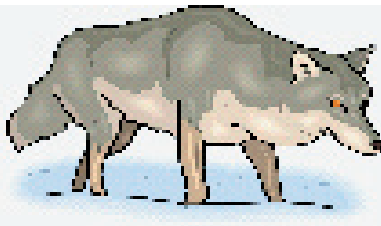

Students are handed flash cards with pictures of animals. The teacher begins the game by holding a flash card saying "Veo un (elefante). Y tú, ¿qué ves?" (I see (an elephant) and you, what do you see? The student answers: "Yo veo (un tigre)" (whatever animal is pictured on his flash card.)




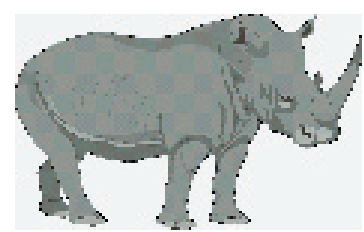

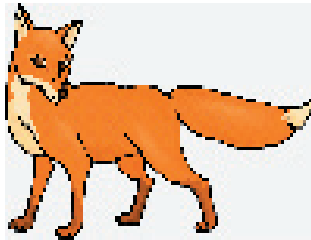


El Zológico



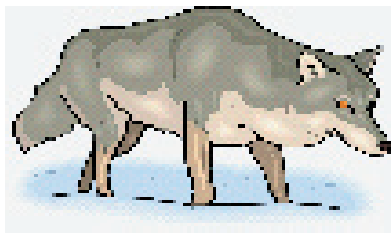


El Zológico









El Zoológico






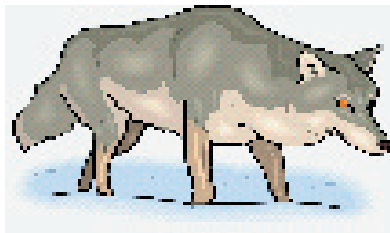
El Zoológico










El Zoológico






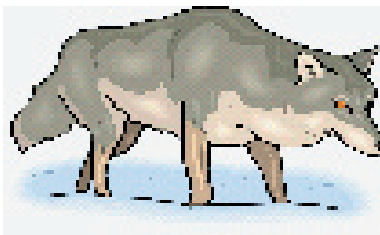
El Zoológico



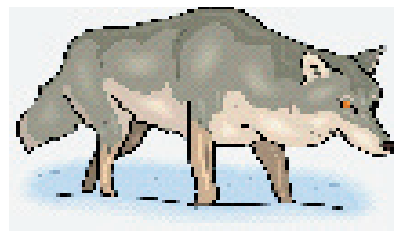





El Zoológico





El Zoológico






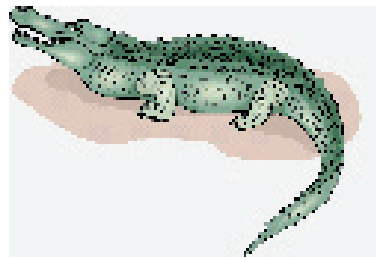


El Zoológico




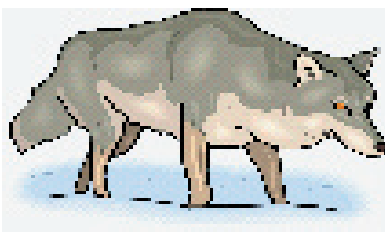


El Zoológico








El Zoológico






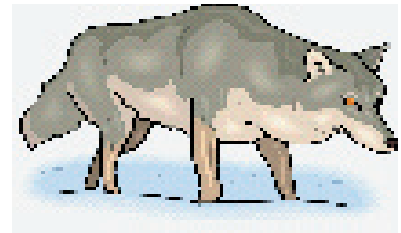


El Zoológico




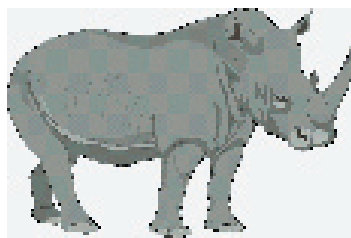


El Zoológico




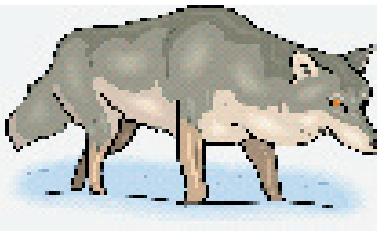



El Zoológico



El Zoológico



El Zoológico




Nombre _____

Fecha _____


Animal Match : Copy the Spanish word under each picture.

| | | | |
|---------------------|---------------------------|--------------------|-------------------------|
| el oso el venado | el elefante la tortuga | el lobo el mono | la girafa el flamigo |
|---------------------|---------------------------|--------------------|-------------------------|




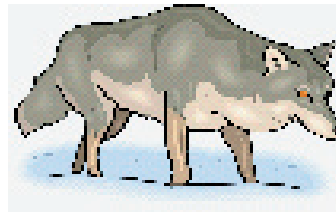














Write the Spanish name for each animal:

1. turtle _____

5. wolf _____

2. lion _____

6. elephant _____

3. monkey _____

7. giraffe _____

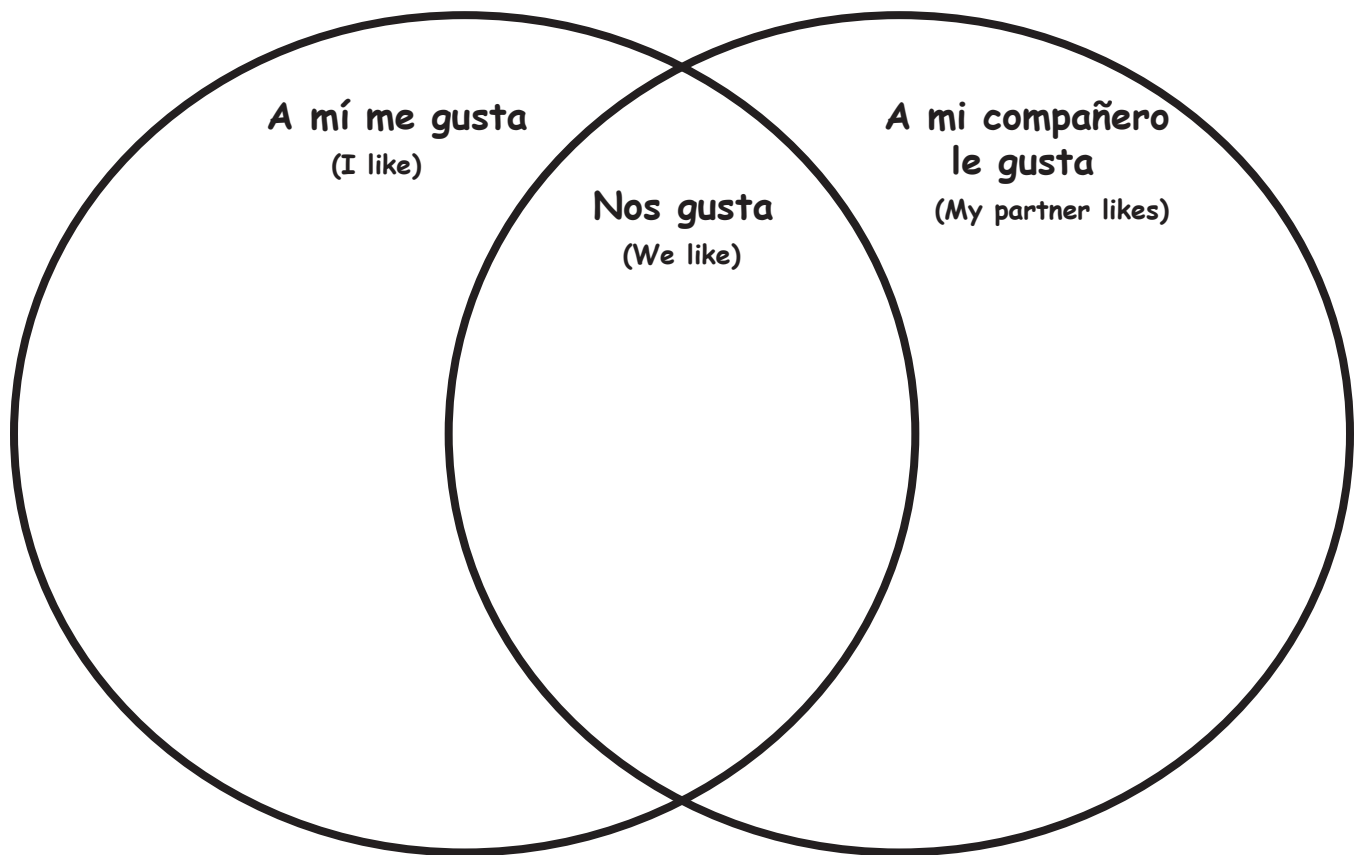
4. bear _____

8. flamingo _____

Nombre _____ Fecha _____

¿Que te gusta?

Compare the animals you like to your partner's. First list the animals you like (in Spanish) under "A mí me gusta". Then, take turns asking your partner if he or she likes that, by asking ¿Te gusta _____? List the animals your partner likes under "A mi compañero le gusta." After, each of you have filled each side of the vendiagram, list the items that you both like under "Nos gusta".



Sample Dialogue:

You- María, ¿te gusta los leopardos?

Partner- Sí, me gustan (mucho).or No, no me gustan.


You- Y a mí también.

ANSWER KEY _____

Fecha _____

Animal Match : Copy the Spanish word under each picture.

| | | | |
|---------------------|---------------------------|--------------------|--------------------------|
| el oso el venado | el elefante la tortuga | el lobo el mono | la jirafa el flamenco |
|---------------------|---------------------------|--------------------|--------------------------|




la jirafa



el flamenco



el mono



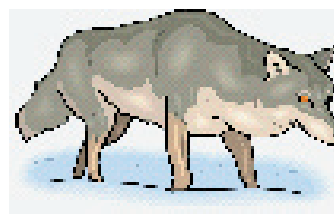
el elefante



el oso



el león



el lobo



la tortuga

Write the Spanish name for each animal:

1. turtle tortuga

5. wolf lobo

2. lion león

6. elephant elefante

3. monkey mono

7. giraffe jirafa

4. bear oso

8. flamingo flamenco